

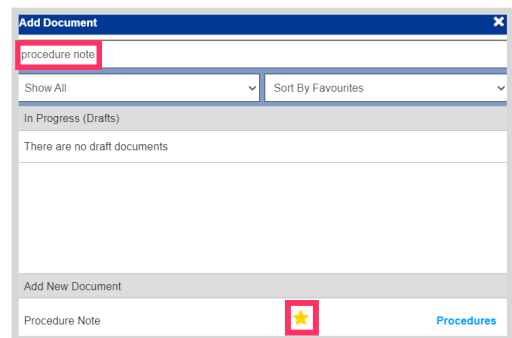
Surgical Op-Note is now called Procedure Note ppm+

The **Procedure Note** eForm can be completed via the **PPM+ Mobile** app and the Desktop version of **PPM+**.

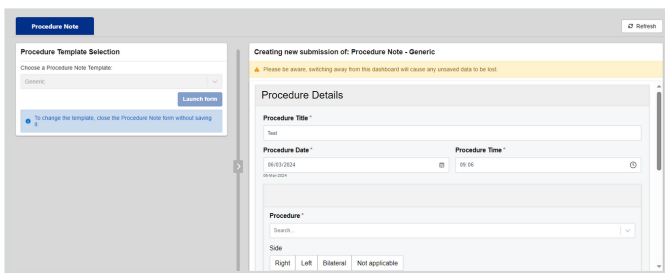
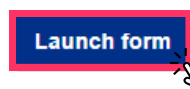
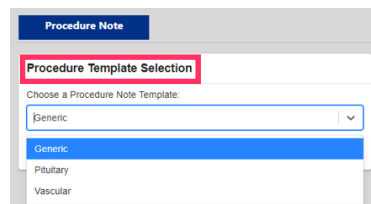


The eform can be accessed via **eForms** in the **PPM+ Mobile** app or by using the **Add Clinical Document** function on the desktop version of **PPM+**.

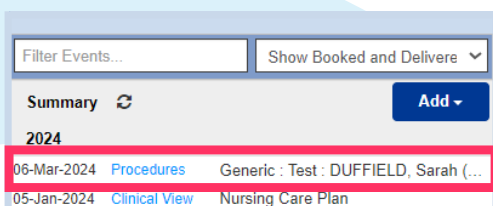
Enter **Procedure Note** in the **Search Field** and select **Procedure Note**. You can also save this to your **favourites** by clicking on the **star**.



Select the correct **Procedure Template Selection**, then click on **Launch Form**.



Complete the **Procedure Note**. Once you have completed the **Procedure Note**, click on **Submit**.



The completed **Procedure Note** can be viewed in the Patient's **Single Patient View**. You can **View**, **Edit** and **Withdraw** the **Procedure Note** when you click on the **Procedure Note** in the **Summary View**.